



# Peacocks

Full Collection  
40 Designs

We had so many ideas for peacocks that we created four different collections in one month, this peacock collection uses appliqué and the art was drawn with an Art Deco era feel. They were a lot of fun to design and we used a few different techniques and color combinations. Some were embroidered with the traditional blue colors and then for fun we threw in golden and fuchsia versions as well. All of the large peacocks have one thing in common they use appliqué. We actually used metallic appliqués; this made a huge difference in the WOW factor of the designs. You can use any type of shiny fabric for the appliqué. If the fabric you choose is thin simply back it with a fusible interfacing to make it more stable. To go along with the large peacocks we included lots of feathers and smaller motifs so you can further embellish any project! We created three different types of projects for this collection. The first is a standard pillow, then we created a wall hanging and finally we embellished a woman's blazer.



Reference back of page to view this design collection or visit our website at [www.anita-goodesign.com](http://www.anita-goodesign.com)

Anita Goodesign

# Peacocks

You will need a minimum of a 6" x 10" hoop to embroider these designs.

40 designs total Note: Not all designs shown here.

hdpk-14  
6.7" W - 11.2" H



hdpk-1  
5.7" W - 8.9" H



hdpk-13  
6.8" W - 11.7" H



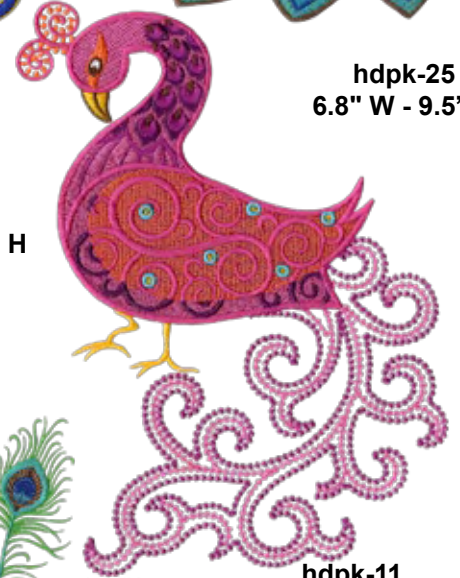
hdpk-19  
6.8" W - 10.8" H



hdpk-15  
6.7" W - 9.9" H




hdpk-23  
9.4" W - 6.8" H



hdpk-25  
6.8" W - 9.5" H



hdpk-3  
2.6" W - 3.8" H



hdpk-16  
10.0" W - 6.8" H

hdpk-7  
3.8" W - 6.3" H

hdpk-12  
5.7" W - 9.5" H



hdpk-11  
5.7" W - 9.4" H



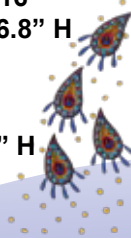
hdpk-25  
5.4" W - 5.4" H



hdpk-20  
2.3" W - 3.8" H



hdpk-4  
3.4" W - 5.1" H



hdpk-10  
5.5" W - 8.7" H



hdpk-22  
4.4" W - 4.3" H

visit our website at [www.anita-goodesign.com](http://www.anita-goodesign.com)