

BERNINA EMBROIDERY SOFTWARE 9

# YOUR DREAMS COME TRUE

DESIGNERPLUS AND CREATOR  
WITH WIFI FUNCTIONALITY



made to create **BERNINA**

# NEW FEATURES YOU'LL JUST LOVE

## Easy Installation

Installing BERNINA Embroidery Software 9 has never been easier or more flexible thanks to the improved installation process. In a snap, the software is installed on your computer. Plus, you can use the software on multiple computers just by signing in and out.

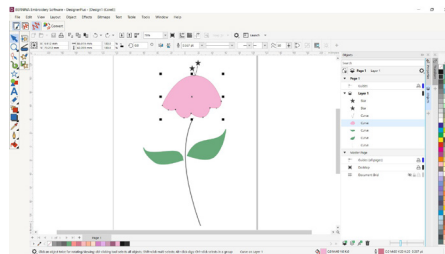
## Home Screen

After opening BERNINA Embroidery Software 9 you will notice an informative and interactive home screen that offers links to tutorials, new projects and resources.



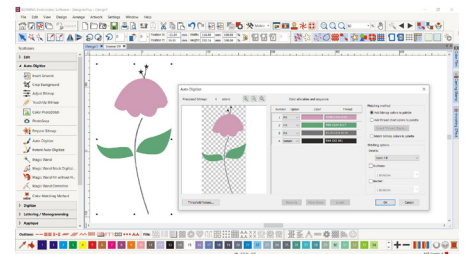
## WiFi Functionality

Send your designs to your machine effortlessly with the new WiFi functionality. The BERNINA WiFi Connector is developed to wirelessly manage and transfer your embroidery designs. This seamless process enables you to do all your creating on the computer, in any room of your house, and then send it to your embroidery machine for stitching. The connection between the software and the embroidery machine through WiFi functionality is so easy! Whenever your embroidery design is ready for stitching out, you just start the process with a click. The BERNINA WiFi Device is bundled with the DesignerPlus and can be bought separately with Creator.



## CorelDraw SE (DesignerPlus)

If you wish to start with a new graphic, simply open the newest version of the graphic program CorelDraw SE, which is included with DesignerPlus level – and get your own drawings in a breeze. Thousands of graphics can also be downloaded via Connect Docker. The Creator does not include CorelDraw SE but you can use graphics by opening them directly on the worktable as ready-to-go designs. In both levels many new graphics have been added that you can choose from. Once the design is open, use the new features to have fun creating, editing and designing your personal embroidery design and send it via WiFi connection to your embroidery machine.



## Auto-Digitizing and Manual Digitizing

With both DesignerPlus and Creator level, you have the ability to take artwork and turn it into an embroidery design. This is done using the powerful, updated Auto-Digitizing and Manual Digitizing tools. In just a few clicks your artwork is ready to stitch. With Manual Digitizing you can create your embroidery design from a sketch and digitize it manually. This allows maximum flexibility right from the beginning, using a wide variety of stitch settings and effects. DesignerPlus offers even more specialties, like Keyboard Design Collection, Quilt Design Application, Cross Stitch Design Application, Multi-Hooping, PunchWork and Couching.

# DESIGN YOUR DREAMS – CREATE YOUR IDEAS – CONNECT YOUR WORLD!

BERNINA Embroidery Software 9 is the newly developed software with both the long time embroiderist and the BERNINA Software newbie in mind. It opens the door to outstanding and creative embroidery and is available in two levels: DesignerPlus offers all great new and incredible embroidery features for creatives, who want to design unique motifs. Embroiderists who own previous versions can update their older BERNINA Embroidery Software to BERNINA Embroidery Software 9 to get all the great new features. Creator is the entry into embroidery, giving the upcoming embroiderist all the tools needed. You can use Creator to start your embroidery projects as well as edit and alter designs to create something personal and valuable to you. And if you're ready for it, you can easily upgrade from Creator to DesignerPlus any time.

BERNINA Embroidery Software 9 offers numerous new features designed to make creating embroidery fast, easy and rewarding. Both levels offer a variety of new options and possibilities, including WiFi functionality. This new functionality requires the WiFi Device, which is standard with DesignerPlus and an optional extra for Creator. Creating new designs has never been so easy. Embroidery has reached a new level!

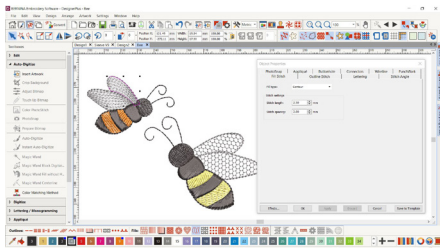


*“Finally I can create my most memorable designs.”*

**SUE O'VERY-PRUITT,**  
EMBROIDERY AND GARMENT DESIGNER  
AKA “SOOKIE SEWS”

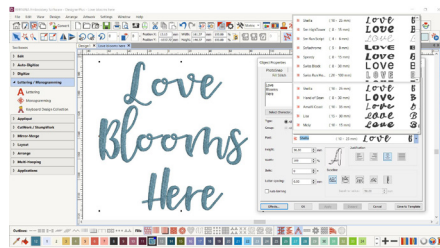
Sue O'Very-Pruitt is not only a very creative person but also a real sewing and embroidery enthusiast from Florida, USA. As a costume and fashion designer she traveled the globe before she started running her own business in 2010 under the label “Sookie Sews”. Sue has been digitizing for over 25 years, designing creative embroidery embellishments. Now with the BERNINA Embroidery Software 9, she has found the software that matches her imagination.





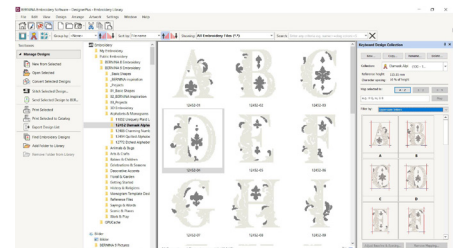
### Full Editing

Both levels offer full editing tools providing you with unlimited flexibility to alter and customize your embroidery designs. For example, you can add special fill effects, change colors or re-size. With its great new features the BERNINA Embroidery Software 9 opens a wider range of creativity than ever before. The Full Editing feature offers the new Branching and Weld tools. With the Branching tool you don't have to think about the most efficient stitching sequence and connectors as this function does it for you. Digitizers often want to combine or weld objects into a single object which is easy with the new Weld tool.



### Fonts

You can access lettering from a separate toolbox for lettering and monogramming. Many new fonts have been added to the BERNINA Embroidery Software 9 to give you over 100 fonts – including elegant, contemporary handwritten styles. To ensure the best quality, the recommended size for each font is displayed in the dialog box and the size in the preview is changeable from small to large. The font selection window shows recently used fonts at the bottom for more ease of use. Adding fonts has never been so flexible.

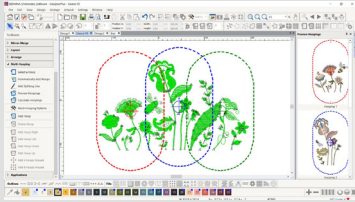


### Keyboard Design Collection

If the over 100 fonts are not enough, you can expand your lettering capabilities limitlessly with the new Keyboard Design Collection. With this versatile new feature, you can map existing alphabet designs to the keyboard, so you can type them directly on screen. No more combining designs one by one! You can even digitize your handwriting or your own alphabets from scratch! Five additional Keyboard Design Collection fonts are included in DesignerPlus.

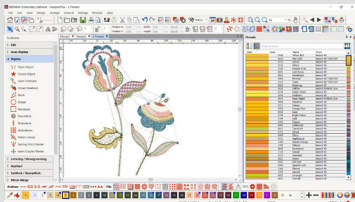
Download the free trial version of  
 BERNINA Embroidery Software 9 for 30 days at  
[bernina.com/V9](http://bernina.com/V9)

# MANY MORE FEATURES TO ENJOY



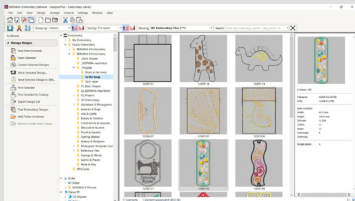
## MULTI-HOOPING

Creating large designs is simple using the Multi-Hooping feature which automatically places more than one hoop when necessary. It places hoops to cover the entire design, fitting as many objects as possible into each hoop position. You can preview all hooping sequences and save it as a complete design or as separate multi-hooping machine files.



## COLOR MANAGEMENT

Palette positions are numbered for easy reference within the Color Management system and the color wheel features a range of color options. It has never been easier to pick the right color and fill objects with the help of the numerous colors within the palette (56 + 3 appliqué). The chosen colors are tagged with a blue marker.



## INTEGRATED DESIGN LIBRARY

This powerful search engine ensures quick access to all designs and provides enhanced design management. It makes it easy to browse, group and search for designs or get inspired. From here you can also directly send your designs to the BERNINA WiFi Device for stitch-out.



## 3D EMBROIDERY

The Color Photo Stitch and Automatic Digitizing features turn your favorite photo into a detailed embroidery design in just a few steps. With Puffy Lettering add outstanding 3D effects to embroidered letters and with the enhanced CutWork function create beautiful Eyelet Embroidery and Appliqué. The Globe Effect turns flat embroidery into a 3D design and with Couching create stunning 3D effects in combination with wool.

## AUTOMATED QUILT BLOCK LAYOUT

Embroidering on quilts is also easy with the Automated Quilt block layout feature. The automatic quilt background stitching is used to create "echo" quilting designs, like scroll-clipped or stipple-filled quilt blocks. And you get quilt block sizing and positioning aids.

## EASY POSITIONING

The positioning feature makes it easy to place designs where you want them. Just set the design worksheet and add a template to your preview, then move and rotate the design within the hoop and use the advanced print preview options. Use the hoop template and basting stitch markers for the exact positioning.

## APPLIQUÉ

Enjoy the extended tools to create appliqué and convert any shape into an appliqué design with just one click. Even creating appliqué with holes inside is now possible with ease. Want to cut the fabric with the CutWork tool or a cutting machine? No problem as you can save an extra cutting file directly from the embroidery canvas.

## USER-FRIENDLY INTERFACE AND IMPROVED FEATURES

All the incredible software features are easy to use and navigate with the user-friendly interface. The menu is just intuitive and easy to manage. You have the choice between small or large icons for a perfect view and the tool names and functions can be displayed if desired. It's possible to open more than one design at a time with easy switching between designs via the design tabs.

General Features	Designer Plus	Creator	Free Trial
Windows® 10/11 compatible	✓	✓	✓
Mac with Boot Camp and Windows® 10/11	✓	✓	✓
<b>NEW</b> Home Screen	✓	✓	✓
<b>NEW</b> Online help manual	✓	✓	✓
Automatic updates	✓	✓	-
CorelDRAW® included (SE 2021)	✓	-	-
BERNINA Cross Stitch Program	✓	-	✓
BERNINA Quilter Program	✓	-	✓
Built-in designs	930	384	45
<b>NEW</b> Easy sign in/out, for use on different computers	✓	✓	-
Multi-Hooping, automatic or manual	✓	-	✓
Embroidery Library with search and group capability	✓	✓	✓

Lettering & Monogramming	Designer Plus	Creator	Free Trial
Built-in embroidery fonts	104	60	11
<b>NEW</b> Built-in Keyboard Design Collection fonts	5	-	-
3D fonts (Puffy Lettering)	✓	✓	✓
True type and open type fonts	✓	✓	✓
Single letter editing (resize, reshape, skew, colors)	✓	✓	✓
Baseline Options / Lettering Shapes	6	6	6
Auto Kerning for True Type Fonts	✓	✓	✓
<b>NEW</b> Keyboard Design Collection (create own fonts)	✓	-	✓
<b>NEW</b> Recently used fonts displayed in the font list	✓	✓	✓
<b>NEW</b> Size recommendation in Object Properties	✓	✓	✓
Design templates for monograms with 1 to 3 letters	✓	✓	✓

Edit and Customize	Designer Plus	Creator	Free Trial
Edit designs, objects and individual stitches	✓	✓	✓
Easy to switch between Fill, Outline and Stitch Types	✓	✓	✓
Combine designs and lettering objects	✓	✓	✓
Break Apart (including lettering)	✓	✓	✓
Rescale Designs	✓	✓	✓
Rotate and skew	✓	✓	✓
Reshape objects and outlines	✓	✓	✓
Mirror Merge tools	✓	✓	✓
Wreath and Kaleidoscope tools	✓	✓	✓
Array & Reflect	✓	✓	✓
Add Holes/Fill Holes	✓	-	✓
Add Multiple Stitch Angles	✓	✓	✓
Knife tool	✓	✓	✓
<b>NEW</b> Weld tool	✓	✓	✓

View / View Designs	Designer Plus	Creator	Free Trial
Show icons with or without tool names, large or small	✓	✓	✓
Realistic preview of designs	✓	✓	✓
Hoop selection with realistic display	✓	✓	✓
Hoops filtered by machine type	✓	✓	✓
Create your own hoop sizes	✓	✓	✓
Show/hide grid	✓	✓	✓
Show Quilt Block	✓	-	✓
Color Palette	✓	✓	✓
Thread matching across thread brands	✓	✓	✓
Thread Charts (new charts added/updated)	✓	✓	✓
Stitch Player	✓	✓	✓

Design Optimizing	Designer Plus	Creator	Free Trial
Apply custom or auto fabrics	✓	✓	✓
Always trim / Never trim	✓	✓	✓
Set Trim Distance	✓	✓	✓
Underlay options / Multiple underlay	✓	✓	✓
Start / End point positions	✓	✓	✓
Re-sequencing objects or colors	✓	✓	✓
Auto and manual density	✓	✓	✓
Easily remove overlaps	✓	✓	✓
<b>NEW</b> Branching tool	✓	✓	✓
Travel on edge	✓	✓	✓
Pull compensation	✓	✓	✓

Stitch Types, Effects & 3D Techniques	Designer Plus	Creator	Free Trial
Basic fills	32	32	32
Special fills	892	562	892
Basic outlines	9	9	9
Special outlines	700	-	700
Alternating pattern fills	✓	✓	✓
Create pattern fills	✓	-	✓
Design buttonholes (single or multiple)	✓	✓	✓
<b>NEW</b> Motif patterns from BERNINA machines	✓	-	✓
Add outlines & offsets effects	✓	✓	✓
Carving effect	✓	-	✓
Pattern Stamp	✓	-	✓
Color Blending	✓	-	✓
Gradient Fill effect	✓	-	✓
Textured Edge effect	✓	✓	✓
Wave effect	✓	-	✓
Star Stitch effect	✓	-	✓
Quilt Backgrounds, 5 types	✓	-	✓
Morphing effect	✓	✓	✓
Elastic Fancy Fill effect	✓	-	✓
3D Globe effect	✓	-	✓
Trapunto	✓	-	✓
PunchWork (optional kit with foot #45 needed)	✓	-	✓
Couching	✓	-	✓
CutWork	✓	✓	✓
3D StumpWork	✓	-	✓
<b>NEW</b> Digitize Appliqué with / without holes	✓	✓	✓
<b>NEW</b> Combine Appliqué	✓	-	✓
<b>NEW</b> Convert to Appliqué	✓	✓	✓
<b>NEW</b> Export cutting-files (svg or exp)	✓	✓	✓

Artwork Canvas Designing	Designer Plus	Creator	Free Trial
Artwork included	497	172	24
Multiple graphic formats supported	✓	✓	-
Quick Trace (centerline and outline)	✓	-	-
ART Strokes	✓	-	-
<b>NEW</b> Connect Content (free and purchasable designs)	✓	-	-
<b>NEW</b> Pointilizer	✓	-	-
<b>NEW</b> Picture effects	✓	-	-

Digitizing	Designer Plus	Creator	Free Trial
Auto-digitizing tool	✓	✓	✓
Instant Auto Digitizing	✓	✓	✓
Magic Wand tools	✓	✓	✓
PhotoSnap	✓	✓	✓
Color PhotoStitch	✓	✓	✓
Freehand Embroidery tools	✓	-	✓
Manual Digitizing tools	✓	✓	✓
Shape tools (ellipse, rectangle)	✓	✓	✓

Design Handling	Designer Plus	Creator	Free Trial
Direct machine connection with ADX	✓	✓	✓
Data Transfer via USB	✓	✓	✓
<b>NEW</b> WiFi connection (BERNINA WiFi Connector)	✓	✓	✓
<b>NEW</b> BERNINA WiFi Device included	✓	-	-
Open and save designs in multiple formats	✓	✓	✓
Save design as image	✓	✓	✓
<b>NEW</b> Separate folder for designs, machine and cutting files	✓	✓	✓
Print worksheet, includes machine run time estimate	✓	✓	✓

The new BERNINA Embroidery Software 9 packages consist of a USB stick and a product key card. The USB stick is used for software installation and the product key card for activation. Only the BERNINA Embroidery Software 9 DesignerPlus is bundled with the WiFi device. For more information about installation and system requirements visit [bernina.com/V9](http://bernina.com/V9).



BERNINA recommends threads from

